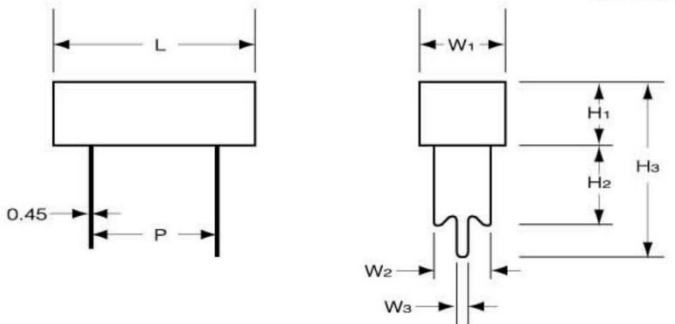



FEATURES

- Cement resistors are manufactured by winding the ceramic rods with metal alloy resistance wire and put it in a fireproof ceramic box then concrete with non-flammable and heat-resistant cement.
- Excellent heat resistance, low temperature coefficient of resistance and linear change.
- It can withstand short-term overload, low noise, and the resistance value has not changed over the years.
- Good explosion-proof performance and protection.

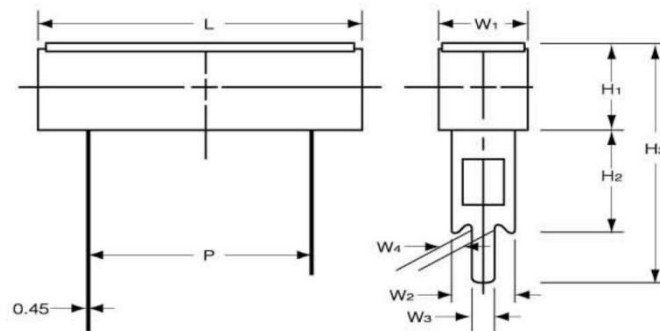
DRAWING and DIMENSIONS (mm)



PICTURE



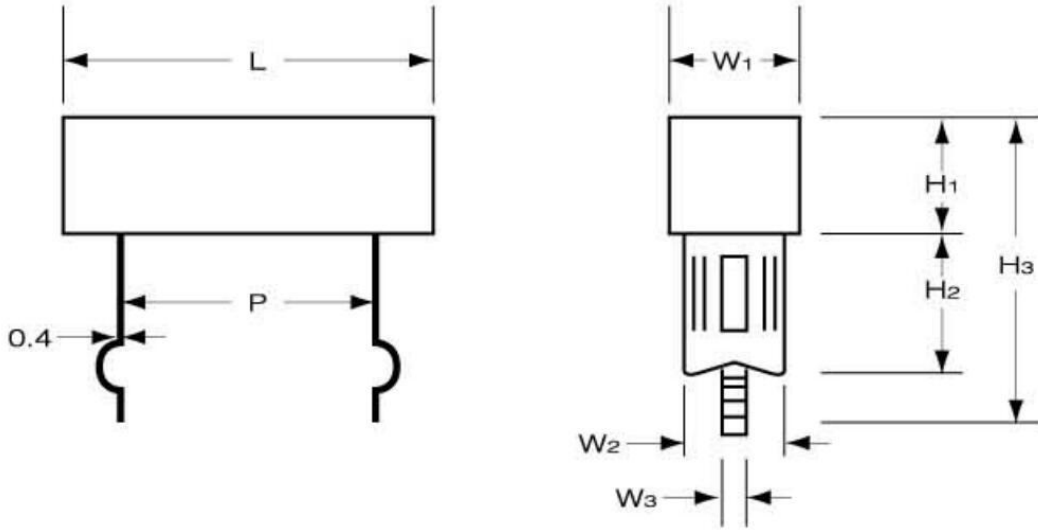
Series	Power Rating (Watt)	Dimension(mm)								Ohm Range Ω
		L	P	W1	W2	W3	H1	H2	H3	
SQZ-YA	3W	24.0 \pm 1.5	12.5 \pm 1.5	9.0 \pm 1.0	5.3 \pm 0.2	0.9 \pm 0.2	9.0 \pm 1.0	10.0 \pm 1.0	25.0 \pm 1.0	0.47~180
SQZ-YA	5W	27.0 \pm 1.5	15.0 \pm 1.5	9.5 \pm 1.0	5.3 \pm 0.2	0.9 \pm 0.2	9.5 \pm 1.0	10.0 \pm 1.0	25.5 \pm 1.0	0.47~220
SQZ-YA	7W	35.0 \pm 1.5	22.5 \pm 1.5	9.5 \pm 1.0	5.3 \pm 0.2	0.9 \pm 0.2	9.5 \pm 1.0	10.0 \pm 1.0	25.5 \pm 1.0	0.66~470
SQZ-YA	10W	48.0 \pm 1.5	35.0 \pm 1.5	9.5 \pm 1.0	5.3 \pm 0.2	0.9 \pm 0.2	9.5 \pm 1.0	10.0 \pm 1.0	25.5 \pm 1.0	1.0~680



Series	Power Rating (Watt)	Dimension(mm)									Ohm Range Ω
		L	P	W1	W2	W3	W4	H1	H2	H3	
SQZ-YB	15W	48.5 \pm 1.5	32.5 \pm 1.5	12.5 \pm 1.0	10.0 \pm 0.2	2.7 \pm 0.2	3.0 \pm 0.2	12.5 \pm 1.0	15.0 \pm 1.0	36.5 \pm 1.0	1.0~820
SQZ-YB	20W	63.5 \pm 1.5	44.0 \pm 1.5	12.5 \pm 1.0	10.0 \pm 0.2	2.7 \pm 0.2	3.0 \pm 0.2	12.5 \pm 1.0	15.0 \pm 1.0	36.5 \pm 1.0	1.0~1K



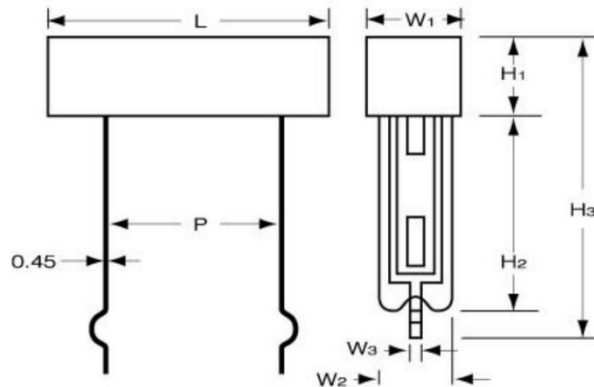
DRAWING and DIMENSIONS (mm)



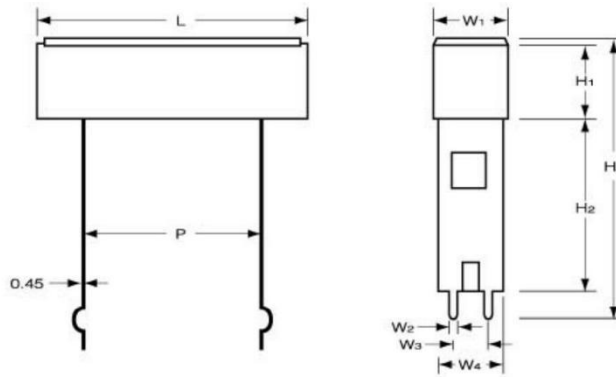
Series	Power Rating (Watt)	Dimension(mm)								Ohm Range Ω
		L	P	W1	W2	W3	H1	H2	H3	
SQZ-YC	3W	24.0±1.5	12.5±1.5	9.0±1.0	5.3±0.2	0.9±0.2	9.0±1.0	10.0±1.0	25.0±1.0	0.47~180
SQZ-YC	5W	27.0±1.5	15.0±1.5	9.5±1.0	7.3±0.2	1.6±0.2	9.5±1.0	10.0±1.0	24.5±1.0	0.47~220
SQZ-YC	7W	35.0±1.5	22.5±1.5	9.5±1.0	7.3±0.2	1.6±0.2	9.5±1.0	10.0±1.0	24.5±1.0	0.66~470
SQZ-YC	10W	48.0±1.5	35.0±1.5	9.5±1.0	7.3±0.2	1.6±0.2	9.5±1.0	10.0±1.0	24.5±1.0	1.0~680
Series	Power Rating (Watt)	Dimension(mm)								Ohm Range Ω
		L	P	W1	W2	W3	H1	H2	H3	
SQZ-YC	5W	27.0±1.5	15.0±1.0	9.5±1.0	5.0±1.0	1.3±1.0	9.5±1.0	10.0±1.0	25.0±1.0	0.47~220
SQZ-YC	10W	48.0±1.5	33.0±1.0	9.5±1.0	5.0±1.0	1.3±1.0	9.5±1.0	10.0±1.0	25.0±1.0	1.0~680
SQZ-YC	20W	63.5±1.5	44.0±1.0	12.5±1.0	5.0±1.0	1.3±1.0	12.5±1.0	10.0±1.0	29.0±1.0	1.0~1K



DRAWING and DIMENSIONS (mm)



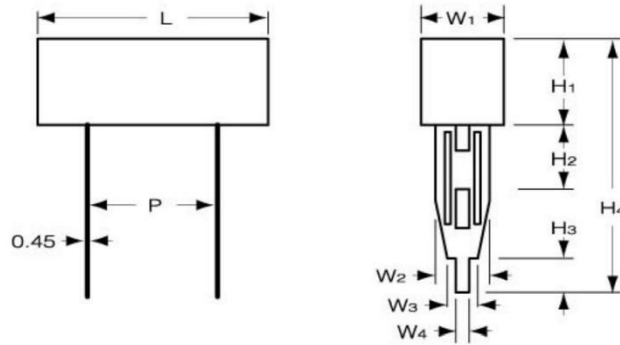
Series	Power Rating (Watt)	Dimension(mm)								Ohm Range Ω
		L	P	W1	W2	W3	H1	H2	H3	
SQZ-YD	5W	27.0±1.5	15.0±1.5	9.5±1.0	7.5±0.2	1.6±0.2	9.5±1.0	25.0±1.0	39.0±1.0	0.47~220
SQZ-YD	7W	35.0±1.5	22.5±1.5	9.5±1.0	7.5±0.2	1.6±0.2	9.5±1.0	25.0±1.0	39.0±1.0	0.68~470
SQZ-YD	10W	48.0±1.5	35.0±1.5	9.5±1.0	7.5±0.2	1.6±0.2	9.5±1.0	25.0±1.0	39.0±1.0	1.0~680
SQZ-YD	15W	48.5±1.5	32.5±1.5	12.5±1.0	10.0±0.2	3.0±0.2	12.5±1.0	30.0±1.0	47.5±1.0	1.0~820
SQZ-YD	20W	63.5±1.5	44.0±1.5	12.5±1.0	10.0±0.2	3.0±0.2	12.5±1.0	30.0±1.0	47.5±1.0	1.0~1K



Series	Power Rating (Watt)	Dimension(mm)									Ohm Range Ω
		L	P	W1	W2	W3	W4	H1	H2	H3	
SQZ-YD-1	5W	27.0±1.5	15.0±1.5	9.5±1.0	1.4±0.2	3.5±0.2	7.3±0.2	9.5±1.0	25.0±1.0	39.0±1.0	0.47~220
SQZ-YD-1	7W	35.0±1.5	22.5±1.5	9.5±1.0	1.4±0.2	3.5±0.2	7.3±0.2	9.5±1.0	25.0±1.0	39.0±1.0	0.68~470
SQZ-YD-1	10W	48.0±1.5	35.0±1.5	9.5±1.0	1.4±0.2	3.5±0.2	7.3±0.2	9.5±1.0	25.0±1.0	39.0±1.0	1.0~680
SQZ-YD-1	15W	48.5±1.5	32.5±1.5	12.5±1.0	2.0±0.2	5.0±0.2	10.0±0.2	12.5±1.0	30.0±1.0	47.5±1.0	1.0~820
SQZ-YD-1	20W	63.5±1.5	44.0±1.5	12.5±1.0	2.0±0.2	5.0±0.2	10.0±0.2	12.5±1.0	30.0±1.0	47.5±1.0	1.0~1K



DRAWING and DIMENSIONS (mm)



Series	Power Rating (Watt)	Dimension(mm)										Ohm Range Ω
		L	P	W1	W2	W3	W4	H1	H2	H3	H4	
SQZ-YE	3W	24.0±1.5	12.5±1.5	9.0±1.0	7.4±0.2	5.5±0.2	3.0±0.2	9.0±1.0	7.5±1.0	4.5±1.0	29.9±1.0	0.47~180
SQZ-YE	5W	27.0±1.5	15.0±1.5	9.5±1.0	7.4±0.2	5.5±0.2	3.0±0.2	9.5±1.0	7.5±1.0	4.5±1.0	30.4±1.0	0.47~220
SQZ-YE	7W	35.0±1.5	22.5±1.5	9.5±1.0	7.4±0.2	5.5±0.2	3.0±0.2	9.5±1.0	7.5±1.0	4.5±1.0	30.4±1.0	0.68~470
SQZ-YE	10W	48.0±1.5	35.0±1.5	9.5±1.0	7.4±0.2	5.5±0.2	3.0±0.2	9.5±1.0	7.5±1.0	4.5±1.0	30.4±1.0	1.0~680

SPECIFICATIONS

	SQZ-YE-3W	SQZ-YE-5W	SQZ-YE-7W	SQZ-YE-10W
Power Rating 70°C	SQZ-YA-3W	SQZ-YA-5W	SQZ-YA-7W	SQZ-YA-10W
	SQZ-YC-3W	SQZ-YC-5W	SQZ-YC-7W	SQZ-YC-10W
	-55°C ~ +155°C			
Operating Temp. Range	-55°C ~ +155°C			
Max. Working Voltage	250V	350V	500V	500V
Max. Overload Voltage	500V	700V	1000V	1000V
Dielectric Withstanding Voltage(AC)	500V	700V	1000V	1000V
Value Range ±5% (Ceramic Core)	0.1Ω - 100Ω			0.5Ω - 220Ω
Value Range ±5% (Metal Oxide Film)	110Ω - 33KΩ			240Ω - 10KΩ
Temp. Coefficient (PPM)	±300ppm/°C			



SPECIFICATIONS

Power Rating 70°C	SQZ-YB-15W SQZ-YD-1-15W SQZ-YB-20W SQZ-YD-1-20W	SQZ-YD-3W	SQZ-YD-5W	SQZ-YD-7W	SQZ-YD-10W	SQZ-YD-15W	SQZ-YD-20W
Operating Temp. Range	-55°C ~ +155°C						
Max. Working Voltage	500V	250V	350V	500V	500V	500V	500V
Max. Overload Voltage	1000V	500V	700V	1000V	1000V	1000V	1000V
Dielectric Withstanding Voltage(AC)	1000V	500V	700V	1000V	1000V	1000V	1000V
Value Range ±5% (Ceramic Core)	1.0Ω - 270Ω	0.1Ω - 100Ω		0.5Ω - 220Ω		1.0Ω - 270Ω	
Value Range ±5% (Metal Oxide Film)	300Ω ~ 10KΩ						
Temp. Coefficient (PPM)	±300ppm/°C						

FIG.1 DERATING CURVE

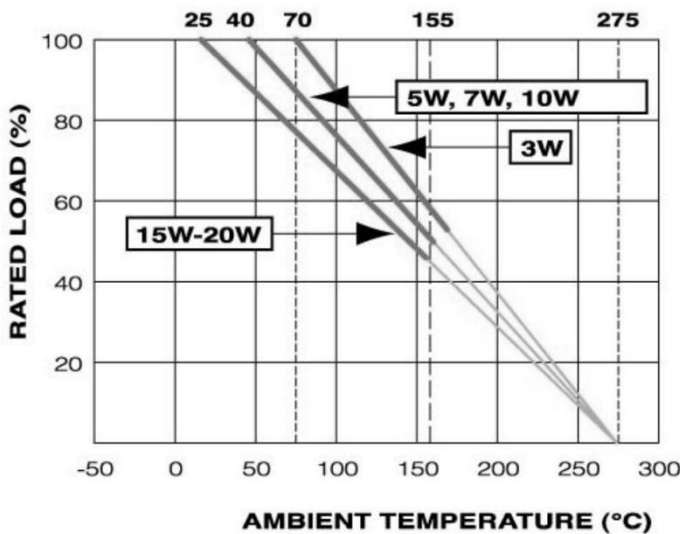
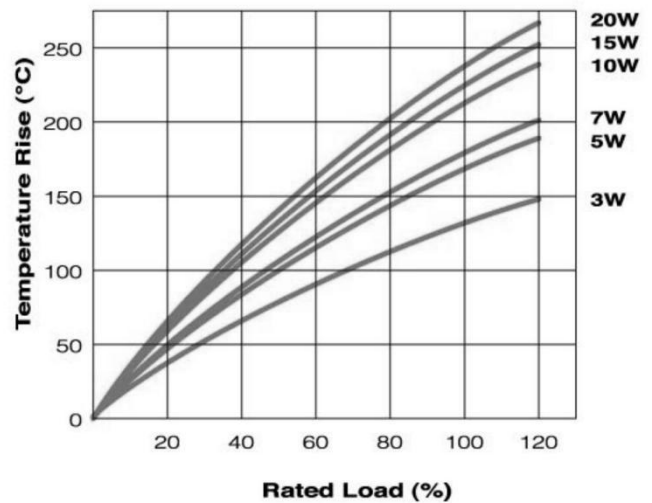


FIG.2 HOT-SPOT TEMPERATURE



Note: Other resistance is available on request. WEET is capable of doing custom service for you.



WEE Technology Company Limited
FLAT/RM 705, 7/F,
FA YUEN COMM BLDG NO.75,
FA YUEN STREET, MONG KOK, KL, HK
www.weetcap.com
info@weetcap.com

All details in this data sheet are subject to change without notice.
For more details and updates, please visit our website.

Copyright © 2000 WEE Technology, All rights reserved.

