


FEATURES

Low ESR, Stable in electrical & storage performances

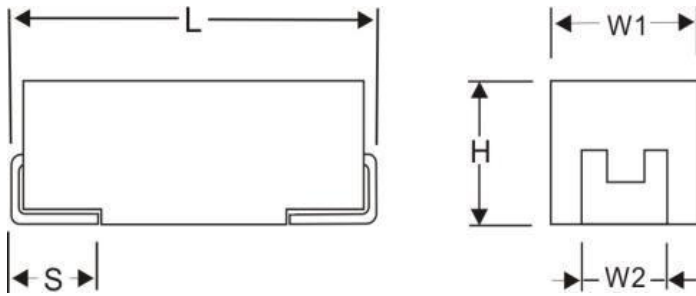
Long lifespan, High reliability.

Epoxy molded encapsulation, Chip, Easy for integration, Polarized.

Typical applications include DC/DC converters , notebook PCs , portable electronics , telecommunications (mobile phone and base station), displays ,SSD,HDD and USB



DRAWING (mm)



DIMENSIONS – MILLIMETERS (Unit: mm)						
Case Size	L	W1	H	S	W2	
A	1206	3.3±0.2	1.7±0.2	1.8±0.2	0.7±0.2	1.2±0.2
B	1210	3.6±0.2	2.9±0.2	2.1±0.2	0.7±0.2	2.2±0.2
C	2312	6.2±0.2	3.3±0.2	2.6±0.2	1.3±0.2	2.2±0.2
H	2917	7.4±0.2	4.4±0.2	2.0±0.2	1.3±0.2	2.4±0.2
D	2917	7.4±0.2	4.4±0.2	3.0±0.2	1.3±0.2	2.4±0.2
E	2917	7.4±0.4	4.4±0.4	4.3±0.4	1.3±0.2	2.4±0.2
V	2924	7.5±0.4	6.2±0.4	3.8±0.4	1.4±0.2	3.0±0.2

SPECIFICATIONS

Operating Temperature Range:	-55°C to +125°C
Rated Capacitance Range:	0.47µF ~ 1000µF at 100Hz
Capacitance Tolerance:	±20% (M)
Rated Voltage:	D.C. 2.5V ~ 63V
Leakage Current DCL:	0.1CV (µA)at rated voltage after 5 minutes
Equivalent Series Resistance ESR:	Refer to Part Number Electrical Specifications Table
Termination Finished:	Sn Plating (standard), Gold and SnPb Plating upon request
Resistance to soldering heat:	3×260°C peak for max. 10s reflow

Capacitance And Rated Voltage Range (Letter Denotes Case Size)

Rated Voltage(V)	2.5	4	6.3	10	16
Capacitance(µF)	Case Size & ESR				
1					A(250,400,650), B(120)
1.5					B(120)
2.2					B(150)
3.3					A(150), B(150,200)
4.7				A(100)	A(150,250), B(150,180,200), C(80)
6.8				A(120,200)	A(150), B(150,180,200), C(100)
10			A(100,150,200)	A(70,150,300), B(120,200,350)	A(250), B(150,200,300), C(90)
15		A(100,150), B(150)	A(180), B(150)	A(120,180), B(150), C(100)	B(150,180,200), C(80,100), D(60)
22		A(200), B(180), C(100)	A(150,250), B(150), C(80)	A(150,300,650), B(120,180), C(100)	B(150,250,300), C(80,100), D(40,60), E(60)
33		A(150,200), B(180), C(100)	A(120,180,250), B(90,130,200), C(60,100)	B(150,200,250), C(80,100)	B(100,200), C(80,100), H(25,40), D(40,60), E(50)
47	A(200)	A(150,250), B(180), C(100)	A(150,250), B(100,200), C(80)	B(80,100,130), C(80,100)	C(100), H(25,50), D(50,70,100), E(40,60)



CA55 SMD Conductive Solid Polymer Tantalum Capacitors

Rated Voltage(V)	2.5	4	6.3	10	16
Capacitance(μF)	Case Size & ESR				
68	A(150,250)	A(200), B(100,150,200), C(80)	A(200), B(100,150,250), C(80,100), D(60)	C(80,100), H(25,35,50), D(40,60,100)	H(25,50), D(60,80), E(40,60)
100	A(250), B(100,150,200)	A(120,180,250), B(50,100,180), C(80)	A(200), B(70,150,350), C(80,100,120), H(35), D(60)	B(70,150,300), C(50,80,100), D(25,45,90)	H(25,50,80), C(80,100), H(40), D(80,100), E(40,60)
150	B(180)	B(40,100,150), C(60,100,120), H(35,70), D(60)	B(100,180,250), C(80,100), H(35,70), D(30,60,100)	C(100), H(25,50), D(40,60,80), E(50)	H(80), D(50,80), E(40,60), V(40)
220	B(100,150,200), H(35,70), D(60) C(50,100)	B(120,250,300), C(60,100), H(35,70), D(60,100)	B(100,180,250), C(40,100), H(25,40,70), D(60,100), E(50)	C(30,60,100), D(70,100), E(50) H(25,50,70)	D(60,100), E(40,70,100) V(30,50)
330	B(150,200), C(50,100), H(35,70), D(60,100,200)	C(80,150), H(35,70), D(70,100), E(50)	H(30,50,80), D(25,30,60), E(50)	H(30,50,80), D(20,70), E(40,60), V(40)	E(40,50,60), V(30,50)
470	D(25,30,40,80)				
680	C(70,100), H(26,30,50), D(50,70,100)	H(25,30,80), D(80,120), E(50)	H(40,80), D(80,100), E(50,100), V(40)		
1000	D(50,100), E(50)	D(100), E(50,100), V(40)	E(50)		
Rated Voltage(V)	20	25	35	50	63
Capacitance(μF)	Case Size & ESR				
0.68		B(200)	B(200)	B(200,250)	
1	B(150)	B(150)	B(200)	B(200,250)	B(200), C(100,120), D(100)
1.5	B(150)	B(150), C(80)	A(300), B(200,250), C(100)	B(200,250), C(70,100)	C(100,120), D(100)
2.2	A(150), B(150,250)	A(250,350,650), B(150,250), C(80,100)	B(150,200), C(100)	B(200), C(70,100)	C(100), D(100)
3.3	A(150), B(150,250), C(100)	B(150,200), C(80,100)	B(150,200), C(100)	C(80), D(60)	C(100), D(100)
4.7	B(180,250), C(80,100)	B(120,160,200), C(80,100)	B(150,200), C(100)	C(100), D(60,200)	C(100), D(60,80,100), E(50)
6.8	B(180,250), C(80,100)	B(150,200,250), C(80,100)	C(80), D(80)	C(80), D(30,80,100), H(25,50)	D(100), E(30,60)
10	B(100,150,200), C(80,100)	B(150,180,200), C(80,100), D(80)	B(150), C(80), D(80), E(50), H(25,50)	D(60,80), E(30,60)	D(100), E(30,40,50)
15	B(200), C(80,100), D(80,120)	B(180,250), C(70), D(80), E(50), H(35)	C(70), D(60,80), E(50), H(25,50)	E(30,60), V(40)	E(30,40,50), V(40)
22	B(150,250,300), C(80,100), D(70,100), E(30,50), H(25,35,50)	B(220), C(70,100), D(80,100,120), E(50), H(25,50)	C(80,150), D(30,70,150), E(50)	E(30,60), V(40)	
33	C(70), D(60,100), E(30,50), H(35)	D(60,100,150), E(50), H(25,50)	D(60,80), E(30,50,60), V(40)	E(50), V(40)	
47	C(100), D(60,100), E(30,50), H(25,35,50)	D(60,80,100), E(30,60), H(30,80,150)	D(80,150), E(30,60,100), V(40)		
68	D(50,80), E(30,50)	H(50,70), D(80,120)	E(80,100), V(70)		
100	H(80,150), D(100), E(30,60), V(40)	D(100), E(60,80,100), V(40)	E(80,100), V(70)		
150	E(50), V(40)	V(40)			
220	E(50), V(40)				



Rated Voltage	Rated CAP	Case Code	Max DCL(μA)	Max DF(%)	Max ESR (mΩ)	100kHz RMS Current (mA)			Highest Working Temp.	MSL
			@+25°C	@+25°C,100Hz	@+25°C,100KHz	+25°C	+85°C	+125°C	°C	
V	μF	B	μA	%	mΩ	+25°C	+85°C	+125°C	°C	/
6.3	100	B	63	10	70	1336	1203	535	125	3
6.3	100	B	63	10	150	913	822	365	125	3
6.3	100	B	63	10	250	707	636	283	125	3
6.3	150	B	95	10	70	1336	1203	535	125	3
6.3	150	B	95	10	150	913	822	365	125	3
6.3	150	B	95	10	250	707	636	283	125	3
6.3	220	B	139	10	100	1118	1006	447	125	3
6.3	220	B	139	10	200	791	712	316	125	3
6.3	220	B	139	10	250	707	636	283	125	3
6.3	33	B	21	10	100	1118	1006	447	125	3
6.3	33	B	21	10	200	791	712	316	125	3
6.3	33	B	21	10	250	707	636	283	125	3
6.3	47	B	30	10	100	1118	1006	447	125	3
6.3	47	B	30	10	200	791	712	316	125	3
6.3	47	B	30	10	250	707	636	283	125	3
6.3	68	B	43	10	100	1118	1006	447	125	3
6.3	68	B	43	10	200	791	712	316	125	3
6.3	68	B	43	10	250	707	636	283	125	3
4	150	B	60	10	100	1118	1006	447	125	3
4	150	B	60	10	200	791	712	316	125	3
4	150	B	60	10	250	707	636	283	125	3
4	220	B	88	10	100	1118	1006	447	125	3
4	220	B	88	10	200	791	712	316	125	3
4	220	B	88	10	250	707	636	283	125	3
10	100	B	100	10	100	1118	1006	447	125	3
10	100	B	100	10	200	791	712	316	125	3
10	100	B	100	10	250	707	636	283	125	3
10	47	B	47	10	100	1118	1006	447	125	3
10	47	B	47	10	200	791	712	316	125	3
10	47	B	47	10	250	707	636	283	125	3
10	68	B	68	10	100	1118	1006	447	125	3
10	68	B	68	10	200	791	712	316	125	3
10	68	B	68	10	250	707	636	283	125	3
16	22	B	35	10	150	913	822	365	125	3
16	22	B	35	10	250	707	636	283	125	3
16	22	B	35	10	300	645	581	258	125	3
16	33	B	53	10	150	913	822	365	125	3
16	33	B	53	10	250	707	636	283	125	3
16	33	B	53	10	300	645	581	258	125	3
16	6.8	B	11	10	150	913	822	365	125	3
16	6.8	B	11	10	250	707	636	283	125	3
16	6.8	B	11	10	300	645	581	258	125	3



WEE Technology Company Limited
FLAT/RM 705, 7/F, FA YUEN COMM
BLDG NO.75, FA YUEN STREET, MONG
KOK, KL, HONG KONG
www.weetcap.com
sales@weetcapacitor.com

All details in this data sheet are subject to change without notice.
For more details and updates, please visit our website.

Copyright © 2000 WEE Technology, All rights reserved.



Rated Voltage	Rated CAP	Case Code	Max DCL(μA)	Max DF(%)	Max ESR (mΩ)	100kHz RMS Current (mA)			Highest	MSL
			@+25°C	@+25°C,100Hz	@+25°C,100KHz	+25°C	+85°C	+125°C	Working Temp. °C	
V	μF		μA	%	mΩ	+25°C	+85°C	+125°C	°C	/
20	22	B	44	10	150	913	822	365	125	3
20	22	B	44	10	250	707	636	283	125	3
20	22	B	44	10	300	645	581	258	125	3
25	15	B	38	10	150	913	822	365	125	3
25	15	B	38	10	250	707	636	283	125	3
25	15	B	38	10	300	645	581	258	125	3
25	22	B	55	10	150	913	822	365	125	3
25	22	B	55	10	250	707	636	283	125	3
25	22	B	55	10	300	645	581	258	125	3
6.3	100	C	63	10	80	1479	1331	592	125	3
6.3	100	C	63	10	150	1080	972	432	125	3
6.3	100	C	63	10	300	764	687	306	125	3
6.3	220	C	139	10	40	2092	1882	837	125	3
6.3	220	C	139	10	100	1323	1191	529	125	3
6.3	220	C	139	10	200	935	842	374	125	3
6.3	330	C	208	10	40	2092	1882	837	125	3
6.3	330	C	208	10	100	1323	1191	529	125	3
6.3	330	C	208	10	200	935	842	374	125	3
10	100	C	100	10	80	1479	1331	592	125	3
10	100	C	100	10	150	1080	972	432	125	3
10	100	C	100	10	300	764	687	306	125	3
10	150	C	150	10	60	1708	1537	683	125	3
10	150	C	150	10	100	1323	1191	529	125	3
10	150	C	150	10	200	935	842	374	125	3
10	220	C	220	10	60	1708	1537	683	125	3
10	220	C	220	10	100	1323	1191	529	125	3
10	220	C	220	10	200	935	842	374	125	3
10	330	C	330	10	40	2092	1882	837	125	3
10	330	C	330	10	100	1323	1191	529	125	3
10	330	C	330	10	200	935	842	374	125	3
10	47	C	47	10	80	1479	1331	592	125	3
10	47	C	47	10	150	1080	972	432	125	3
10	47	C	47	10	300	764	687	306	125	3
10	68	C	68	10	80	1479	1331	592	125	3
10	68	C	68	10	150	1080	972	432	125	3
10	68	C	68	10	300	764	687	306	125	3
16	100	C	160	10	60	1708	1537	683	125	3
16	100	C	160	10	100	1323	1191	529	125	3
16	100	C	160	10	200	935	842	374	125	3
16	22	C	35	10	120	1208	1087	483	125	3
16	22	C	35	10	200	935	842	374	125	3
16	22	C	35	10	300	764	687	306	125	3



WEE Technology Company Limited
FLAT/RM 705, 7/F, FA YUEN COMM
BLDG NO.75, FA YUEN STREET, MONG
KOK, KL, HONG KONG
www.weetcap.com
sales@weetcapacitor.com

All details in this data sheet are subject to change without notice.
For more details and updates, please visit our website.

Copyright © 2000 WEE Technology, All rights reserved.



CA55 SMD Conductive Solid Polymer Tantalum Capacitors

Rated Voltage	Rated CAP	Case Code	Max DCL(μA)	Max DF(%)	Max ESR (mΩ)	100kHz RMS Current (mA)			Highest Working Temp.	MSL
			@+25°C	@+25°C,100Hz	@+25°C,100KHz	+25°C	+85°C	+125°C	°C	
V	μF		μA	%	mΩ	+25°C	+85°C	+125°C	°C	/
16	68	C	109	10	120	1208	1087	483	125	3
16	68	C	109	10	200	935	842	374	125	3
16	68	C	109	10	300	764	687	306	125	3
20	33	C	66	10	120	1208	1087	483	125	3
20	33	C	66	10	200	935	842	374	125	3
20	33	C	66	10	300	764	687	306	125	3
20	47	C	94	10	60	1708	1537	683	125	3
20	47	C	94	10	100	1323	1191	529	125	3
20	47	C	94	10	200	935	842	374	125	3
25	22	C	55	10	100	1323	1191	529	125	3
25	22	C	55	10	200	935	842	374	125	3
25	22	C	55	10	300	764	687	306	125	3
35	22	C	77	10	100	1323	1191	529	125	3
35	22	C	77	10	200	935	842	374	125	3
35	22	C	77	10	300	764	687	306	125	3
10	100	D	100	10	50	2121	1909	849	125	3
10	100	D	100	10	60	1936	1743	775	125	3
10	100	D	100	10	100	1500	1350	600	125	3
10	150	D	150	10	50	2121	1909	849	125	3
10	150	D	150	10	60	1936	1743	775	125	3
10	150	D	150	10	100	1500	1350	600	125	3
10	220	D	220	10	30	2739	2465	1095	125	3
10	220	D	220	10	40	2372	2135	949	125	3
10	220	D	220	10	80	1677	1509	671	125	3
10	330	D	330	10	30	2739	2465	1095	125	3
10	330	D	330	10	40	2372	2135	949	125	3
10	330	D	330	10	80	1677	1509	671	125	3
10	470	D	470	10	30	2739	2465	1095	125	3
10	470	D	470	10	40	2372	2135	949	125	3
10	470	D	470	10	80	1677	1509	671	125	3
16	100	D	160	10	40	2372	2135	949	125	3
16	100	D	160	10	60	1936	1743	775	125	3
16	100	D	160	10	100	1500	1350	600	125	3
16	150	D	240	10	40	2372	2135	949	125	3
16	150	D	240	10	60	1936	1743	775	125	3
16	150	D	240	10	100	1500	1350	600	125	3
16	220	D	352	10	60	1936	1743	775	125	3
16	220	D	352	10	75	1732	1559	693	125	3
16	220	D	352	10	150	1225	1102	490	125	3
16	47	D	75	10	40	2372	2135	949	125	3
16	47	D	75	10	60	1936	1743	775	125	3
16	47	D	75	10	100	1500	1350	600	125	3



WEE Technology Company Limited
FLAT/RM 705, 7/F, FA YUEN COMM
BLDG NO.75, FA YUEN STREET, MONG
KOK, KL, HONG KONG
www.weetcap.com
sales@weetcapacitor.com

All details in this data sheet are subject to change without notice.
For more details and updates, please visit our website.



Copyright © 2000 WEE Technology, All rights reserved.

CA55 SMD Conductive Solid Polymer Tantalum Capacitors

Rated Voltage	Rated CAP	Case Code	Max DCL(μA)	Max DF(%)	Max ESR (mΩ)	100kHz RMS Current (mA)			Highest Working Temp.	MSL
			@+25°C	@+25°C,100Hz	@+25°C,100KHz	+25°C	+85°C	+125°C	°C	
V	μF		μA	%	mΩ	+25°C	+85°C	+125°C	°C	/
16	68	D	109	10	40	2372	2135	949	125	3
16	68	D	109	10	60	1936	1743	775	125	3
16	68	D	109	10	100	1500	1350	600	125	3
20	100	D	200	10	60	1936	1743	775	125	3
20	100	D	200	10	80	1677	1509	671	125	3
20	100	D	200	10	150	1225	1102	490	125	3
2.5	330	D	83	10	30	2739	2465	1095	125	3
2.5	330	D	83	10	40	2372	2135	949	125	3
2.5	330	D	83	10	100	1500	1350	600	125	3
2.5	360	D	90	10	30	2739	2465	1095	125	3
2.5	360	D	90	10	40	2372	2135	949	125	3
2.5	360	D	90	10	100	1500	1350	600	125	3
2.5	470	D	118	10	25	3000	2700	1200	125	3
2.5	470	D	118	10	40	2372	2135	949	125	3
2.5	470	D	118	10	80	1677	1509	671	125	3
25	100	D	250	10	60	1936	1743	775	125	3
25	100	D	250	10	80	1677	1509	671	125	3
25	100	D	250	10	150	1225	1102	490	125	3
25	33	D	83	10	80	1677	1509	671	125	3
25	33	D	83	10	100	1500	1350	600	125	3
25	33	D	83	10	200	1061	955	424	125	3
25	47	D	118	10	80	1677	1509	671	125	3
25	47	D	118	10	100	1500	1350	600	125	3
25	47	D	118	10	200	1061	955	424	125	3
25	68	D	170	10	60	1936	1743	775	125	3
25	68	D	170	10	80	1677	1509	671	125	3
25	68	D	170	10	150	1225	1102	490	125	3
35	22	D	77	10	150	1225	1102	490	125	3
35	22	D	77	10	200	1061	955	424	125	3
35	22	D	77	10	300	866	779	346	125	3
35	33	D	116	10	100	1500	1350	600	125	3
35	33	D	116	10	150	1225	1102	490	125	3
35	33	D	116	10	200	1061	955	424	125	3
35	47	D	165	10	100	1500	1350	600	125	3
35	47	D	165	10	150	1225	1102	490	125	3
35	47	D	165	10	200	1061	955	424	125	3
4	330	D	132	10	30	2739	2465	1095	125	3
4	330	D	132	10	40	2372	2135	949	125	3
4	330	D	132	10	100	1500	1350	600	125	3
50	22	D	110	10	70	1793	1614	717	125	3
50	22	D	110	10	100	1500	1350	600	125	3
50	22	D	110	10	150	1225	1102	490	125	3



WEE Technology Company Limited
FLAT/RM 705, 7/F, FA YUEN COMM
BLDG NO.75, FA YUEN STREET, MONG
KOK, KL, HONG KONG
www.weetcap.com
sales@weetcapacitor.com

All details in this data sheet are subject to change without notice.
For more details and updates, please visit our website.

Copyright © 2000 WEE Technology, All rights reserved.



CA55 SMD Conductive Solid Polymer Tantalum Capacitors

Rated Voltage	Rated CAP	Case Code	Max DCL(μA)	Max DF(%)	Max ESR (mΩ)	100kHz RMS Current (mA)			Highest Working Temp.	MSL
			@+25°C	@+25°C,100Hz	@+25°C,100KHz	+25°C	+85°C	+125°C	°C	
V	μF		μA	%	mΩ	+25°C	+85°C	+125°C	°C	/
6.3	100	D	63	10	80	1677	1509	671	125	3
6.3	100	D	63	10	150	1225	1102	490	125	3
6.3	100	D	63	10	300	866	779	346	125	3
6.3	150	D	95	10	80	1677	1509	671	125	3
6.3	150	D	95	10	150	1225	1102	490	125	3
6.3	150	D	95	10	300	866	779	346	125	3
6.3	220	D	139	10	40	2372	2135	949	125	3
6.3	220	D	139	10	60	1936	1743	775	125	3
6.3	220	D	139	10	100	1500	1350	600	125	3
6.3	330	D	208	10	30	2739	2465	1095	125	3
6.3	330	D	208	10	40	2372	2135	949	125	3
6.3	330	D	208	10	60	1936	1743	775	125	3
6.3	470	D	296	10	25	3000	2700	1200	125	3
6.3	470	D	296	10	40	2372	2135	949	125	3
6.3	470	D	296	10	60	1936	1743	775	125	3
2.5	1000	E	250	10	20	3536	3182	1414	125	3
2.5	1000	E	250	10	25	3162	2846	1265	125	3
2.5	1000	E	250	10	40	2500	2250	1000	125	3
10	470	E	470	10	25	3162	2846	1265	125	3
10	470	E	470	10	40	2500	2250	1000	125	3
10	470	E	470	10	60	2041	1837	816	125	3
16	220	E	352	10	50	2236	2012	894	125	3
16	220	E	352	10	60	2041	1837	816	125	3
16	220	E	352	10	100	1581	1423	632	125	3
16	330	E	528	10	50	2236	2012	894	125	3
16	330	E	528	10	60	2041	1837	816	125	3
16	330	E	528	10	100	1581	1423	632	125	3
16	470	E	752	10	40	2500	2250	1000	125	3
16	470	E	752	10	60	2041	1837	816	125	3
16	470	E	752	10	100	1581	1423	632	125	3
20	100	E	200	10	60	2041	1837	816	125	3
20	100	E	200	10	80	1768	1591	707	125	3
20	100	E	200	10	100	1581	1423	632	125	3
20	220	E	440	10	60	2041	1837	816	125	3
20	220	E	440	10	80	1768	1591	707	125	3
20	220	E	440	10	100	1581	1423	632	125	3
25	100	E	250	10	70	1890	1701	756	125	3
25	100	E	250	10	100	1581	1423	632	125	3
25	100	E	250	10	150	1291	1162	516	125	3
35	100	E	350	10	70	1890	1701	756	125	3
35	100	E	350	10	100	1581	1423	632	125	3
35	100	E	350	10	150	1291	1162	516	125	3



WEE Technology Company Limited
FLAT/RM 705, 7/F, FA YUEN COMM
BLDG NO.75, FA YUEN STREET, MONG
KOK, KL, HONG KONG
www.weetcap.com
sales@weetcapacitor.com

All details in this data sheet are subject to change without notice.
For more details and updates, please visit our website.



Copyright © 2000 WEE Technology, All rights reserved.

Rated Voltage	Rated CAP	Case Code	Max DCL(μA)	Max DF(%)	Max ESR (mΩ)	100kHz RMS Current (mA)			Highest Working Temp.	MSL
			@+25°C	@+25°C,100Hz	@+25°C,100KHz	+25°C	+85°C	+125°C	°C	
V	μF		μA	%	mΩ	+25°C	+85°C	+125°C	°C	/
35	33	E	116	10	100	1581	1423	632	125	3
35	33	E	116	10	150	1291	1162	516	125	3
35	33	E	116	10	200	1118	1006	447	125	3
35	47	E	165	10	100	1581	1423	632	125	3
35	47	E	165	10	150	1291	1162	516	125	3
35	47	E	165	10	200	1118	1006	447	125	3
4	1000	E	400	10	20	3536	3182	1414	125	3
4	1000	E	400	10	25	3162	2846	1265	125	3
4	1000	E	400	10	40	2500	2250	1000	125	3
50	15	E	75	10	100	1581	1423	632	125	3
50	15	E	75	10	150	1291	1162	516	125	3
50	15	E	75	10	200	1118	1006	447	125	3
50	22	E	110	10	70	1890	1701	756	125	3
50	22	E	110	10	100	1581	1423	632	125	3
50	22	E	110	10	150	1291	1162	516	125	3
50	33	E	165	10	70	1890	1701	756	125	3
50	33	E	165	10	100	1581	1423	632	125	3
50	33	E	165	10	150	1291	1162	516	125	3
50	75	E	375	10	70	1890	1701	756	125	3
50	75	E	375	10	100	1581	1423	632	125	3
50	75	E	375	10	150	1291	1162	516	125	3
6.3	680	E	428	10	30	2887	2598	1155	125	3
6.3	680	E	428	10	40	2500	2250	1000	125	3
6.3	680	E	428	10	60	2041	1837	816	125	3
10	100	H	100	10	40	2151	1936	860	125	3
10	100	H	100	10	60	1756	1580	702	125	3
10	100	H	100	10	100	1360	1224	544	125	3
10	150	H	150	10	40	2151	1936	860	125	3
10	150	H	150	10	60	1756	1580	702	125	3
10	150	H	150	10	100	1360	1224	544	125	3
10	220	H	220	10	40	2151	1936	860	125	3
10	220	H	220	10	50	1924	1731	769	125	3
10	220	H	220	10	100	1360	1224	544	125	3
10	330	H	330	10	30	2483	2235	993	125	3
10	330	H	330	10	40	2151	1936	860	125	3
10	330	H	330	10	100	1360	1224	544	125	3
16	100	H	160	10	80	1521	1369	608	125	3
16	100	H	160	10	100	1360	1224	544	125	3
16	100	H	160	10	200	962	866	385	125	3
16	150	H	240	10	60	1756	1580	702	125	3
16	150	H	240	10	80	1521	1369	608	125	3
16	150	H	240	10	100	1360	1224	544	125	3



WEE Technology Company Limited
FLAT/RM 705, 7/F, FA YUEN COMM
BLDG NO.75, FA YUEN STREET, MONG
KOK, KL, HONG KONG
www.weetcap.com
sales@weetcapacitor.com

All details in this data sheet are subject to change without notice.
For more details and updates, please visit our website.



Copyright © 2000 WEE Technology, All rights reserved.

CA55 SMD Conductive Solid Polymer Tantalum Capacitors

Rated Voltage	Rated CAP	Case Code	Max DCL(μA)	Max DF(%)	Max ESR (mΩ)	100kHz RMS Current (mA)			Highest Working Temp.	MSL
			@+25°C	@+25°C,100Hz	@+25°C,100KHz	+25°C	+85°C	+125°C	°C	
V	μF		μA	%	mΩ	+25°C	+85°C	+125°C	°C	/
16	220	H	352	10	50	1924	1731	769	125	3
16	220	H	352	10	75	1571	1414	628	125	3
16	220	H	352	10	100	1360	1224	544	125	3
16	33	H	53	10	150	1111	999	444	125	3
16	33	H	53	10	200	962	866	385	125	3
16	33	H	53	10	300	785	707	314	125	3
16	47	H	75	10	150	1111	999	444	125	3
16	47	H	75	10	200	962	866	385	125	3
16	47	H	75	10	300	785	707	314	125	3
16	68	H	109	10	100	1360	1224	544	125	3
16	68	H	109	10	150	1111	999	444	125	3
16	68	H	109	10	200	962	866	385	125	3
2.5	1000	H	250	10	20	3041	2737	1217	125	3
2.5	1000	H	250	10	25	2720	2448	1088	125	3
2.5	1000	H	250	10	30	2483	2235	993	125	3
2.5	330	H	83	10	30	2483	2235	993	125	3
2.5	330	H	83	10	40	2151	1936	860	125	3
2.5	330	H	83	10	60	1756	1580	702	125	3
2.5	360	H	90	10	30	2483	2235	993	125	3
2.5	360	H	90	10	40	2151	1936	860	125	3
2.5	360	H	90	10	60	1756	1580	702	125	3
2.5	470	H	118	10	25	2720	2448	1088	125	3
2.5	470	H	118	10	40	2151	1936	860	125	3
2.5	470	H	118	10	60	1756	1580	702	125	3
2.5	680	H	170	10	25	2720	2448	1088	125	3
2.5	680	H	170	10	40	2151	1936	860	125	3
2.5	680	H	170	10	60	1756	1580	702	125	3
20	100	H	200	10	80	1521	1369	608	125	3
20	100	H	200	10	100	1360	1224	544	125	3
20	100	H	200	10	150	1111	999	444	125	3
25	33	H	83	10	100	1360	1224	544	125	3
25	33	H	83	10	150	1111	999	444	125	3
25	33	H	83	10	200	962	866	385	125	3
25	47	H	118	10	100	1360	1224	544	125	3
25	47	H	118	10	150	1111	999	444	125	3
25	47	H	118	10	200	962	866	385	125	3
35	47	H1	165	10	70	1626	1463	650	125	3
35	47	H1	165	10	100	1360	1224	544	125	3
35	47	H1	165	10	150	1111	999	444	125	3



WEE Technology Company Limited
FLAT/RM 705, 7/F, FA YUEN COMM
BLDG NO.75, FA YUEN STREET, MONG
KOK, KL, HONG KONG
www.weetcap.com
sales@weetcapacitor.com

All details in this data sheet are subject to change without notice.
For more details and updates, please visit our website.



Copyright © 2000 WEE Technology, All rights reserved.

Rated Voltage	Rated CAP	Case Code	Max DCL(μA)	Max DF(%)	Max ESR (mΩ)	100kHz RMS Current (mA)			Highest Working Temp.	MSL
			@+25°C	@+25°C, 100Hz	@+25°C, 100KHz	+25°C	+85°C	+125°C	°C	
V	μF		μA	%	mΩ	+25°C	+85°C	+125°C	°C	/
4	220	H	88	10	40	2151	1936	860	125	3
4	220	H	88	10	60	1756	1580	702	125	3
4	220	H	88	10	100	1360	1224	544	125	3
4	330	H	132	10	30	2483	2235	993	125	3
4	330	H	132	10	50	1924	1731	769	125	3
4	330	H	132	10	80	1521	1369	608	125	3
4	470	H	188	10	25	2720	2448	1088	125	3
4	470	H	188	10	40	2151	1936	860	125	3
4	470	H	188	10	60	1756	1580	702	125	3
6.3	150	H	95	10	40	2151	1936	860	125	3
6.3	150	H	95	10	60	1756	1580	702	125	3
6.3	150	H	95	10	100	1360	1224	544	125	3
6.3	220	H	139	10	40	2151	1936	860	125	3
6.3	220	H	139	10	60	1756	1580	702	125	3
6.3	220	H	139	10	100	1360	1224	544	125	3
6.3	330	H	208	10	30	2483	2235	993	125	3
6.3	330	H	208	10	50	1924	1731	769	125	3
6.3	330	H	208	10	80	1521	1369	608	125	3
6.3	470	H	296	10	30	2483	2235	993	125	3
6.3	470	H	296	10	70	1626	1463	650	125	3
6.3	470	H	296	10	130	1193	1074	477	125	3
16	220	F	352	10	75	1633	1470	653	125	3
16	220	F	352	10	100	1414	1273	566	125	3
16	220	F	352	10	150	1155	1039	462	125	3

1. Please do not use multi-meter through the measuring procedures.
2. Capacitance and DF measured at :100Hz U_~ =2.2 1.0V U_~ =1.0 0.5V, Frequency=100Hz. Test only applied in series equivalent circuit.
3. Voltage derating is applied at +85C. The DCL parameter should be read after 5 minutes when it connected to the circuit
4. Special size and demand could consult with us.



WEE Technology Company Limited
FLAT/RM 705, 7/F, FA YUEN COMM
BLDG NO.75, FA YUEN STREET, MONG
KOK, KL, HONG KONG
www.weetcap.com
sales@weetcapacitor.com

All details in this data sheet are subject to change without notice.
For more details and updates, please visit our website.

Copyright © 2000 WEE Technology, All rights reserved.



Land Dimension / Courtyard

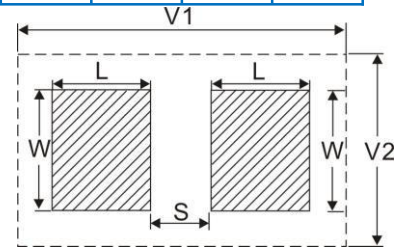
Case Code	Density Level A: Maximum (Most) Land Protrusion (mm)					Density Level B : Median (Nominal) Land Protrusion (mm)					Density Level C: Minimum (Least) Land Protrusion (mm)				
Case	W	L	S	V1	V2	W	L	S	V1	V2	W	L	S	V1	V2
A	1.35	2.20	0.62	6.02	2.8	1.23	1.8	0.82	4.92	2.3	1.13	1.42	0.98	4.06	2.04
B	2.35	2.21	0.92	6.32	4.0	2.23	1.8	1.12	5.22	3.5	2.13	1.42	1.28	4.36	3.24
C	2.35	2.77	2.37	8.92	4.5	2.23	2.37	2.57	7.82	4	2.13	1.99	2.73	6.96	3.74
D	2.55	2.77	3.67	10.22	5.6	2.43	2.37	3.87	9.12	5.1	2.33	1.99	4.03	8.26	4.84
E	2.55	2.77	3.67	10.22	5.6	2.43	2.37	3.87	9.12	5.1	2.33	1.99	4.03	8.26	4.84

Density Level A: For low-density product applications. Recommended for wave solder applications and provides a wider process window for reflow solder processes.

Density Level B: For products with a moderate level of component density. Provides a robust solder attachment condition for reflow solder processes.

Density Level C: For high component density product applications. Before adapting the minimum land pattern variations the user should perform qualification testing based on the conditions outlined in IPC standard 7351 (IPC-7351).

1 Height of these chips may create problems in wave soldering. 2 Land pattern geometry is too small for silkscreen outline.



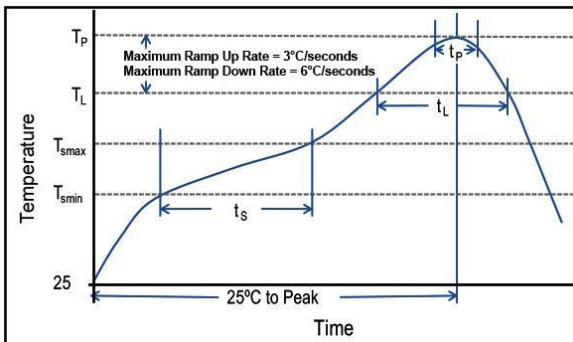
Soldering Process

WEET tantalum capacitors are compatible with wave (single or dual), convection, IR, or vapor phase reflow techniques. Preheating of these components is recommended to avoid extreme thermal stress. WEET's recommended profile conditions for convection and IR reflow reflect the profile conditions of the IPC/J STD 020D standard for moisture sensitivity testing. The devices can safely withstand a maximum of three reflow passes at these conditions.

Hand soldering should be performed with care due to the difficulty in process control. If performed, care should be taken to avoid contact of the soldering iron to the molded case. The iron should be used to heat the solder pad, applying solder between the pad and the termination, until reflow occurs. Once reflow occurs, the iron should be removed immediately. "Wiping" the edges of a chip and heating the top surface is not recommended. During typical reflow operations, a slight darkening of the gold-colored epoxy may be observed. This slight darkening is normal and not harmful to the product. Marking permanency is not affected by this change.

Profile Feature	SnPb Assembly	Pb-Free Assembly
Preheat/Soak		
Temperature Minimum (T_{smin}) Temperature Maximum (T_{smax}) Time (ts) from T_{smin} to T_{smax}	100°C 150°C 60 – 120 seconds	150°C 200°C 60 – 120 seconds
Ramp-up Rate (T_L to T_P)	3°C/seconds maximum	3°C/seconds maximum
Liquidous Temperature (T_L)	183°C	217°C
Time Above Liquidous (t_L)	60 – 150 seconds	60 – 150 seconds
Peak Temperature (T_P)	220°C* , 235°C**	250°C* , 260°C**
Time within 5°C of Maximum Peak Temperature (tP)	20 seconds maximum	30 seconds maximum
Ramp-down Rate (T_P to T_L)	6°C/seconds maximum	6°C/seconds maximum
Time 25°C to Peak Temperature	6 minutes maximum	8 minutes maximum

on the package body surface that is facing up during assembly reflow.*Case Size D, **Case Size A, B, C



Recommended Reflow Profile



PN Structure:

10uF 25V +/-10% B case Tape/Reel RoHS

Body Mark: E100

WTD	250	K	100	B	T	R	100
Series	Voltage	Tolerance	Capacitance	Case	Packing	Pb	ESR
	<u>1</u>	<u>2</u>	<u>3</u>	<u>4</u>	<u>5</u>	<u>6</u>	<u>7</u>

1. Voltage & Mark

040	4V	G
060	6.3V	J
100	10V	A
160	16V	C
200	20V	D
250	25V	E
350	35V	V
500	50V	T

2. Tolerance

J	±5.0%
K	±10%
M	±20%

3. Capacitance

0R1	0.1uF
R22	0.22uF
010	1uF
2R2	2.2uF
100	10uF
221	220uF

4. Case

A	B	C	D	E	H
---	---	---	---	---	---

5. Packing

T	Tape/Reel
---	-----------

6. Pb

R	RoHS
---	------



WEE Technology Company Limited
FLAT/RM 705, 7/F, FA YUEN COMM
BLDG NO.75, FA YUEN STREET, MONG
KOK, KL, HONG KONG
www.weetcap.com
sales@weetcapacitor.com

All details in this data sheet are subject to change without notice.
For more details and updates, please visit our website.

Copyright © 2000 WEE Technology, All rights reserved.

